

**RM. SENTHIL KUMAR & CO**  
**CHARTERED ACCOUNTANTS**  
**SITE NO 58, SADHGURU ILLAM**  
**MAIN STREET, SWARNAPURI AVENUE**  
**15-VELAMPALAYAM, TIRUPUR 641 652**

**FORM NO. 10B**

(See rule 17B)

Audit report under section 12A (b) of the Income-tax Act, 1961  
In the case of charitable or religious trusts or institutions

We have examined the Balance sheet of ISHA EDUCATION as at 31<sup>st</sup> March 2017 and the Income and Expenditure account for the year ended on that date which is in agreement with the books of account maintained by the said trust. These financial statements are the responsibility of the management of the trust. Our responsibility is to express an opinion on these financial statements based on our audit.

We conducted our audit in accordance with auditing standards generally accepted in India. Those standards require that we plan and perform the audit to obtain reasonable assurance about whether the financial statements are free of material misstatement. An audit includes, examining on a test basis, evidence supporting the amounts and disclosures in the financial statements. An audit also includes assessing the accounting principles used and significant estimates made by the management, as well as evaluating the overall financial statement presentation. We believe that our audit provides a reasonable basis for our opinion.

We have obtained all the information and explanation which to the best of our knowledge and belief were necessary for the purpose of the audit. In our opinion, proper books of account have been kept by the head office and the branches of the above named trust visited by us so far as appears from our examination of the books, and proper returns adequate for the purposes of audit have been received from branches not visited by us subject to the comments annexed hereto:


In our opinion and to the best of our information, and according to information given to us, the said accounts give a true and fair view –

- (i) In the case of the balance sheet, of the state of affairs of the above named trust as at 31<sup>st</sup> March 2017 and
- (ii) In the case of the Income and Expenditure account, of the *Excess* of Income over Expenditure of its accounting year ending on 31<sup>st</sup> March 2017 and

The prescribed particulars are annexed hereto.

Tirupur  
23.09.2017

**For RM. SENTHIL KUMAR & CO**  
**CHARTERED ACCOUNTANTS**

  
**(CA. RM. SENTHIL KUMAR)**  
**Proprietor - M. No : 206020**  
**(FRN : 017801S)**



# ISHA EDUCATION

Yoga Centre, Velliangiri Foothills, Semmedu Post, Coimbatore - 641 114

## INCOME & EXPENDITURE ACCOUNT FOR THE YEAR ENDED MARCH 2017

EXPENDITURE	AMOUNT	INCOME	AMOUNT
Govt School Adoption Project Expenses	2,74,61,688.00	Donation Receipts	5,85,94,297.56
Isha Home School Expenses	7,09,74,535.53	Earmarked Fund Transfer on Utilisation	4,46,44,303.17
Isha Vidhya School Expenses	9,76,54,614.81	School Fee Receipts	16,99,68,108.00
Isha Leadership Program Expenses	1,43,57,256.61	Government Grant	87,01,810.00
School of Hata Yoga Expenses	1,32,06,257.79	Fee Receipts	13,16,41,154.87
Donation Given	5,50,00,000.00	Interest Receipts	4,81,28,529.38
Bank Charges & Commission	5,00,981.32	Other Income	56,08,042.50
Other Admin Expenses	2,73,863.88	ESI Employees Contribution	2,04,872.00
Depreciation	2,66,32,357.90	PF Employees Contribution	57,92,255.00
Public Awareness Expenses	43,11,533.00	Service Tax Collected	2,07,45,667.50
ESI Paid	7,40,272.00		
Provident Fund Paid	1,20,35,074.00		
Service Tax Paid	2,07,50,506.00		
Excess of Income over Expenditure	15,01,30,099.14		
	<u>49,40,29,039.98</u>		<u>49,40,29,039.98</u>

As per our report of even date annexed

**For RM. SENTHIL KUMAR & CO**  
**CHARTERED ACCOUNTANTS**


  
**(CA. RM. SENTHIL KUMAR)**  
**Proprietor - M. No : 206020**  
**(FRN : 017801S)**

Tirupur  
23.09.2017

**For ISHA EDUCATION**

  
**Managing Trustee,**

**For ISHA EDUCATION,**

  
**Trustee**



**ISHA EDUCATION**  
Yoga Centre, Velliangiri Foothills, Semmedu Post, Coimbatore - 641 114

**BALANCE SHEET AS AT 31ST MARCH 2017**

LIABILITIES	SCH NO	AMOUNT	ASSETS	SCH NO	AMOUNT
Capital Fund	1	67,04,59,438.44	Fixed Assets	5	42,48,36,045.91
Corpus Fund	2	46,39,31,088.48	Investments	6	63,37,98,309.17
Earmarked Fund	3	2,57,58,448.92	Advances & Deposits	7	81,36,687.70
Current Liabilities	4	9,37,41,841.63	Cash & Bank Balances	8	16,64,31,985.63
			Other Current Assets	9	2,06,87,789.06
		<u>1,25,38,90,817.47</u>			<u>1,25,38,90,817.47</u>

As per our report of even date annexed

**For RM. SENTHIL KUMAR & CO**  
**CHARTERED ACCOUNTANTS**



(CA. RM. SENTHIL KUMAR)  
Proprietor - M. No : 206020  
(FRN : 017801S)

**For ISHA EDUCATION**

*Swamin Nisaya*  
Managing Trustee,

**For ISHA EDUCATION,**

*Maa Karposi*  
Trustee


Tirupur  
23.09.2017



## ISHA EDUCATION

Schedules to Balance Sheet as at 31st March 2017

SCH NO	PARTICULARS	AMOUNT
1	<b>Capital Fund</b>	
	Opening Balance	48,32,85,179.54
	Add: Transfer from Earmarked on Utilisation	3,70,44,159.76
	Add: Excess of Income over Expenditure	15,01,30,099.14
		<u>67,04,59,438.44</u>
2	<b>Corpus Fund</b>	
	Opening Balance.	39,97,29,134.48
	Add: Additions received during the year	6,27,01,954.00
		<u>46,24,31,088.48</u>
	<b>Nucleas Corpus</b>	
	<b>Endowment Corpus Fund</b>	15,00,000.00
		<u>46,39,31,088.48</u>
4	<b>Current Liabilities</b>	
	Fees Received in Advance	1,86,12,252.39
	Professional Tax Payable	65,269.00
	Provident Fund Payable	5,64,902.00
	Expenses Payable	4,764.48
	Caution Deposits	7,41,29,277.76
	Service Tax Payable	13,044.00
	TDS Payable	3,52,332.00
		<u>9,37,41,841.63</u>
6	<b>Investments</b>	
	Fixed Deposits	63,37,98,309.17
		<u>63,37,98,309.17</u>
7	<b>Advances &amp; Deposits</b>	
	Matric Board Deposits	30,13,317.70
	Security Deposits	6,07,927.00
	Service Tax Paid in Advance	14,20,909.00
	Advance for Expenses	24,08,487.00
	Rental Advances	2,05,000.00
	Staff Advances	4,81,047.00
		<u>81,36,687.70</u>
8	<b>Cash &amp; Bank Balances</b>	
	Cash in Hand	5,42,645.00
	Balance with Scheduled Banks	-
	- In Savings Account	16,58,89,340.63
		<u>16,64,31,985.63</u>
9	<b>Other Current Assets</b>	
	Student Personal Account	54,42,645.02
	TDS & TCS Receivable	1,52,42,804.04
	Cnergyis Infotech India Pvt. Ltd	2,340.00
		<u>2,06,87,789.06</u>





SCHEDULE 3 - EARMARKED FUND

Particulars	Opening Balance	Additions during the Year	Total	Utilisation during the Year	Closing Balance
Full Education Fund	-	1,04,71,998.80	1,04,71,998.80	1,04,71,998.80	-
Govt School Adoption Fund	11,20,077.00	2,20,03,033.00	2,31,23,110.00	1,50,95,218.00	80,27,892.00
Infrastructure Fund	70,94,190.52	4,36,32,242.13	5,07,26,432.65	3,75,25,218.76	1,32,01,213.89
Noonmeal Fund	-	39,15,191.16	39,15,191.16	32,83,848.13	6,31,343.03
Scholarship Fund	38,31,383.44	1,51,79,295.80	1,90,10,679.24	1,51,12,679.24	38,98,000.00
Transport Fund	-	1,99,500.00	1,99,500.00	1,99,500.00	-
<b>Total</b>	<b>1,20,45,650.96</b>	<b>9,54,01,260.89</b>	<b>10,74,46,911.85</b>	<b>8,16,88,462.93</b>	<b>2,57,58,448.92</b>





**SCHEDULE 5- FIXED ASSETS**

Asset Description	Rate of Depn	WDV as on 01.04.2016	Additions	Deletions/ Transfers	Total	Depn for the Yr	WDV as on 31.03.2017
Audio & Video Equipments	10%	14,37,328.00	13,71,805.00	-	28,09,133.00	2,31,325.00	25,77,808.00
Bore Well and Pumpsets	10%	8,55,563.00	1,52,464.00	-	10,08,027.00	1,00,803.00	9,07,224.00
Buildings Under Construction	0%	1,87,71,566.00	4,02,88,855.00	5,70,39,151.00	20,21,270.00	-	20,21,270.00
Buildings	5%	24,29,42,069.00	5,70,39,151.00	-	29,99,81,220.00	1,37,28,063.00	28,62,53,157.00
Computer & Accessories	10%	35,02,429.00	61,50,952.00	-	96,53,381.00	7,73,609.00	88,79,772.00
Electrical & Electronic Equipments	10%	1,12,51,658.00	30,70,949.00	-	1,43,22,607.00	13,04,880.00	1,30,17,727.00
Electrical Fittings	10%	66,55,506.00	1,07,945.00	-	67,63,451.00	6,74,547.00	60,88,904.00
Furniture & Fittings	10%	3,32,08,777.00	19,54,836.00	-	3,51,63,613.00	34,86,007.00	3,16,77,606.00
Kitchen Equipments & Utensils	10%	13,98,556.00	1,27,275.00	-	15,25,831.00	1,48,553.00	13,77,278.00
Lab Equipments	10%	16,39,424.00	6,80,771.00	-	23,20,195.00	1,97,982.00	21,22,213.00
Land	0%	89,12,674.00	9,47,500.00	-	98,60,174.00	-	98,60,174.00
Library Books	10%	18,11,495.00	4,55,163.00	-	22,66,658.00	2,15,382.00	20,51,276.00
Medical Equipments	10%	3,96,187.00	-	-	3,96,187.00	39,619.00	3,56,568.00
Musical Instruments	10%	4,93,522.00	74,661.00	-	5,68,183.00	53,085.00	5,15,098.00
Play Equipments	10%	3,03,663.00	-	-	3,03,663.00	30,367.00	2,73,296.00
Sundry Assets	10%	52,46,096.00	3,55,266.00	-	56,01,362.00	5,55,154.00	50,46,208.00
Vehicles	10%	4,46,94,150.00	1,22,09,298.81	-	5,69,03,448.81	50,92,981.90	5,18,10,466.91
<b>Total</b>		<b>38,35,20,663.00</b>	<b>12,49,86,891.81</b>	<b>5,70,39,151.00</b>	<b>45,14,68,403.81</b>	<b>2,66,32,357.90</b>	<b>42,48,36,045.91</b>






**ISHA VIDHYA MATRICULATION SCHOOL**  
# 14, C A Theyvar Layout, Udayampalayam, Coimbatore - 641 028

**INCOME & EXPENDITURE ACCOUNT FOR THE YEAR ENDED MARCH 2017**

EXPENDITURE	AMOUNT	INCOME	AMOUNT
Admin Expenses	31,62,838.91	School Fee Receipts	6,45,92,414.00
Bank Charges & Commission	17,531.32	Interest Receipts	7,26,753.85
Building Maintenance	7,52,308.00	ESI Employees Contribution	2,04,872.00
Class Arts & Craft Expenses	21,98,171.00	PF Employees Contribution	41,25,432.00
Computer Maintenance	2,69,401.00		
Depreciation	77,51,358.90	Excess of Expenditure over Income	4,51,62,569.86
Electrical Maintenance	10,53,767.00		
Electricity Charges	13,88,563.00		
ESI Contribution	7,40,272.00		
Honorarium Expenses	5,79,730.00		
Human Resource Expenses	4,75,44,804.00		
Inter School Competition Expenses	91,571.00		
Lab Expenses	4,18,570.00		
License, Fees & Taxes	4,73,567.00		
Medical Expenses	36,867.00		
Miscellaneous Expenses	1,93,889.04		
Newspapers & Periodicals	46,920.00		
Postage & Courier Charges	75,813.00		
Printing & Stationery	7,28,859.00		
Provident Fund Paid	86,65,796.00		
School Celebration Expenses	5,47,985.00		
School Maintenance	12,22,982.00		
Security Charges	12,38,492.00		
Sports Expenses	1,87,026.00		
Staff Welfare Expenses	13,50,196.04		
Student Books & Notebooks	52,68,504.00		
Student Meals & Health Supplements	95,03,213.50		
Students Transport	1,57,58,362.00		
Students Uniforms	26,50,897.00		
Telephone & Internet Expenses	5,63,901.00		
Vehicle Maintenance	3,29,886.00		
	<u>11,48,12,041.71</u>		<u>11,48,12,041.71</u>

As per our report of even date annexed

**For RM. SENTHIL KUMAR & CO**  
**CHARTERED ACCOUNTANTS**

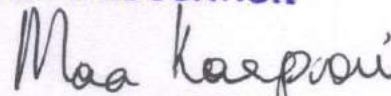
  
**(CA. RM. SENTHIL KUMAR)**  
Proprietor - M. No : 206020  
(FRN : 017801S)

Tirupur  
23.09.2017

**For ISHA EDUCATION**

  
Managing Trustee.

**For ISHA EDUCATION**

  
Trustee



**ISHA VIDHYA MATRICULATION SCHOOL**  
# 14, C A Theyvar Layout, Udayampalayam, Coimbatore - 641 028

**BALANCE SHEET AS AT 31ST MARCH 2017**

LIABILITIES	SCH NO	AMOUNT	ASSETS	SCH NO	AMOUNT
Current Liabilities	1	22,14,624.48	Fixed Assets	2	7,90,93,310.91
Isha Education		8,81,83,113.22	Advances & Deposits	3	59,77,374.31
Isha Home School		86,30,000.00	Cash & Bank Balances	4	1,39,57,052.48
		<u>9,90,27,737.70</u>			<u>9,90,27,737.70</u>

As per our report of even date annexed


For RM. SENTHIL KUMAR & CO  
CHARTERED ACCOUNTANTS

  
(CA. RM. SENTHIL KUMAR)  
Proprietor - M. No : 206020  
(FRN : 017801S)

For ISHA EDUCATION

  
Managing Trustee,

For ISHA EDUCATION

  
Trustee

Tirupur  
23.09.2017



# ISHA VIDHYA MATRICULATION SCHOOL

*Schedules to Balance Sheet as at 31st March 2017*

SCH NO	PARTICULARS	AMOUNT
1	<b>Current Liabilities</b>	
	Fees Received in Advance	17,94,430.00
	Professional Tax Payable	65,269.00
	Provident Fund Payable	3,50,161.00
	Expenses Payable	4,764.48
		<u>22,14,624.48</u>
3	<b>Advances &amp; Deposits</b>	
	Matric Board Deposits	30,13,317.70
	Security Deposits	1,81,638.00
	Advance for Expenses	22,48,748.00
	Rental Advances	2,05,000.00
	Staff Advances	2,80,210.00
	TDS Receivables	48,460.61
		<u>59,77,374.31</u>
4	<b>Cash &amp; Bank Balances</b>	
	Cash in Hand	59,905.00
	Balance with Scheduled Banks	
	- In Savings Account	1,38,97,147.48
		<u>1,39,57,052.48</u>





**SCHEDULE 2 - FIXED ASSETS**

Asset Description	WDV as on 01.04.2016	Additions	Deletions/ Transfers	Total	Rate of Depn	Depreciation for the Yr	WDV as on 31.03.2017
Audio & Video Equipments	10,92,378.00	13,41,545.00	-	24,33,923.00	10%	1,95,018.00	22,38,905.00
Bore Well and Pumpsets	3,18,752.00	78,764.00	-	3,97,516.00	10%	39,752.00	3,57,764.00
Computer & Accessories	10,88,557.00	40,21,780.00	-	51,10,337.00	10%	3,68,909.00	47,41,428.00
Electrical & Electronic Equipments	23,00,727.00	23,26,365.00	-	46,27,092.00	10%	3,46,394.00	42,80,698.00
Electrical Fittings	11,70,859.00	5,100.00	-	11,75,959.00	10%	1,17,417.00	10,58,542.00
Furniture & Fittings	1,11,85,965.00	4,31,250.00	-	1,16,17,215.00	10%	11,61,590.00	1,04,55,625.00
Kitchen Equipments & Utensils	7,25,513.00	56,709.00	-	7,82,222.00	10%	76,850.00	7,05,372.00
Lab Equipments	12,01,078.00	6,80,771.00	-	18,81,849.00	10%	1,54,147.00	17,27,702.00
Library Books	7,35,418.00	36,786.00	-	7,72,204.00	10%	76,368.00	6,95,836.00
Play Equipments	3,03,663.00	-	-	3,03,663.00	10%	30,367.00	2,73,296.00
Sundry Assets	12,10,803.00	65,366.00	-	12,76,169.00	10%	1,27,068.00	11,49,101.00
Vehicles	4,44,58,762.00	1,20,07,758.81	-	5,64,66,520.81	10%	50,57,478.90	5,14,09,041.91
<b>Total</b>	<b>6,57,92,475.00</b>	<b>2,10,52,194.81</b>	<b>-</b>	<b>8,68,44,669.81</b>		<b>77,51,358.90</b>	<b>7,90,93,310.91</b>

